

ZOOMMD

EMPOWERING DOCTORS



2012 : The ZRX PRESCRIBER REACHES NEW FRONTIERS

**INTERIM CONSOLIDATED FINANCIAL REPORT
AS AT NOVEMBER 30, 2012 AND 2011**

MANAGEMENT COMMENTS	2
INTERIM CONSOLIDATED FINANCIAL STATEMENTS (unaudited)	
Consolidated statements of financial position	3
Interim consolidated statements of changes in equity	4
Interim consolidated statements of comprehensive income	5
Interim consolidated statements of cash flows	6
Notes to interim consolidated financial statements	7 - 28

**To the shareholders of
ZOOMMED INC.**

MANAGEMENT COMMENTS

The interim consolidated financial report of ZoomMed Inc. for the periods ended November 30, 2012 and November 30, 2011 and all information contained in this interim consolidated financial report is the responsibility of the management and has been approved by the Board of Directors.

The consolidated interim financial report was prepared by the management in accordance with International Financial Reporting Standards ("IFRS") and is consistent with the Company's business.

The Company complies with its TSX Venture Exchange listing agreement. The Company maintains rigorous systems of internal accounting and administrative controls to provide reasonable assurance that the financial information is relevant, reliable and accurate and that the assets are correctly accounted for and protected.

Every year the Board of Directors appoints an Audit Committee composed of a majority of directors who are neither Company officers nor employees. The Audit Committee meets periodically with Management and the external auditors to review their tasks and discuss the audit, accounting policies and related financial matters. The results of their audit are discussed as well. The Audit Committee also reviews the financial statements and the independent auditors' report and recommends their approval by the Board of Directors.

The interim consolidated financial report for the six-month periods ended November 30, 2012 and November 30, 2011, has not been reviewed or audited by independent auditors.

January 23, 2013



Yves Marmet,
President and Chief Executive Officer

**CONSOLIDATED STATEMENTS OF FINANCIAL POSITION (unaudited)
AS AT NOVEMBER 30, 2012 AND MAY 31, 2012**

	November 30, 2012 (unaudited) \$	May 31, 2012 (audited) \$
ASSETS		
Current assets		
Cash and cash equivalents	532,886	1,464,714
Receivables (Note 6)	246,274	458,346
Prepaid expenses	48,868	23,949
	828,028	1,947,009
Non-current assets		
Fixed assets (Note 7)	152,403	219,897
Intangible assets (Note 8)	3,042,808	3,025,949
Interest in joint venture (Note 9)	4,000	4,000
Total assets	4,027,239	5,196,855
LIABILITIES		
Current liabilities		
Payables (Note 10)	497,575	695,043
Deferred revenue	1,474,980	2,165,272
Liability component of convertible debenture (Note 11 & 17)	1,386,655	-
	3,359,210	2,860,315
Non-current liabilities		
Deferred revenue	-	425,000
Lease inducement	5,252	725
Liability component of convertible debenture (Note 11 & 17)	-	1,329,028
Total liabilities	3,364,462	4,615,068
SHAREHOLDERS' EQUITY		
Share capital (Note 14)	25,438,120	25,438,120
Equity component of convertible debenture (Note 11)	65,686	65,686
Warrants (Note 16)	768,676	768,676
Contributed surplus	5,687,853	5,580,613
Deficit	(31,297,558)	(31,271,308)
Total equity	662,777	581,787
Total liabilities and equity	4,027,239	5,196,855

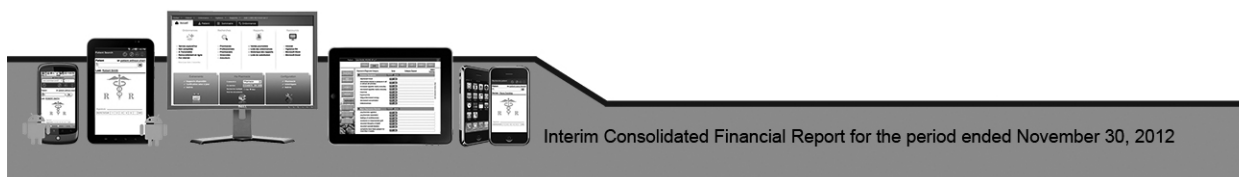
ON BEHALF OF THE BOARD OF DIRECTORS

Marie-Stéphanie Poirier

Director

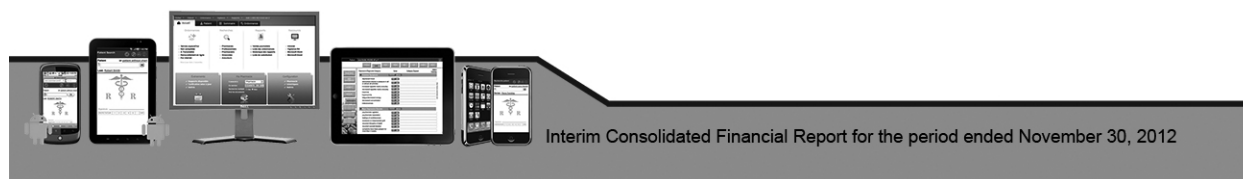
Josée Harnet

Director



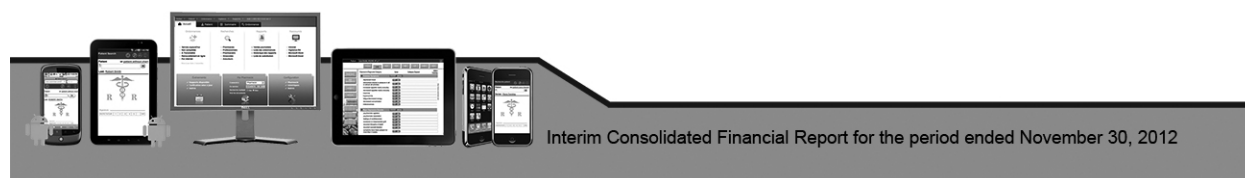
**INTERIM CONSOLIDATED STATEMENTS OF CHANGES EQUITY (unaudited)
FOR THE THREE-MONTH AND SIX-MONTH PERIODS ENDED NOVEMBER 30, 2012 AND 2011**

	Share capital	Equity component of convertible debenture	Warrants	Contributed surplus	Deficit	Total
	\$	\$	\$	\$	\$	\$
Balance as at May 31, 2012	25,438,120	65,686	768,676	5,580,613	(31,271,308)	581,787
Net loss	-	-	-	-	(26,250)	(26,250)
Fair value of stock options granted	-	-	-	107,240	-	107,240
Balance as at November 30, 2012	25,438,120	65,686	768,676	5,687,853	(31,297,558)	662,777
Balance as at May 31, 2011	25,438,120	-	768,676	5,350,723	(28,185,581)	3,371,938
Net loss	-	-	-	-	(1,610,715)	(1,610,715)
Fair value of stock options granted	-	-	-	74,418	-	74,418
Balance as at November 30, 2011	25,438,120	-	768,676	5,425,141	(29,796,296)	1,835,641



**INTERIM CONSOLIDATED STATEMENTS OF COMPREHENSIVE INCOME (unaudited)
FOR THE THREE-MONTH AND SIX-MONTH PERIODS ENDED NOVEMBER 30, 2012 AND 2011**

	November 30, 2012 (3 months) (unaudited) \$	November 30, 2011 (3 months) (unaudited) \$	November 30, 2012 (6 months) (unaudited) \$	November 30, 2011 (6 months) (unaudited) \$
REVENUE	1,301,470	701,231	2,323,400	1,266,870
OPERATING EXPENSES (Note 12)				
Selling expenses	214,854	390,355	372,911	663,183
Administrative expenses	328,234	447,583	702,853	795,690
General operating expenses	230,602	357,310	426,425	700,283
Development costs	361,241	301,879	670,783	655,819
Financial expenses	91,298	58,988	176,678	62,610
	1,226,229	1,556,115	2,349,650	2,877,585
BENEFIT (LOSS) BEFORE INCOME TAXES	75,241	(854,884)	(26,250)	(1,610,715)
INCOME TAXES	-	-	-	-
NET BENEFIT (NET LOSS) AND COMPREHENSIVE INCOME	75,241	(854,884)	(26,250)	(1,610,715)
BASIC AND DILUTED NET EARNINGS PER SHARE	0.001	(0.007)	(0.0002)	(0.012)
WEIGHTED AVERAGE NUMBER OF OUTSTANDING COMMON SHARE	130,474,687	130,474,687	130,474,687	130,474,687



**INTERIM CONSOLIDATED STATEMENTS OF CASH FLOWS (unaudited)
FOR THE THREE-MONTH AND SIX-MONTH PERIODS ENDED NOVEMBER 30, 2012 AND 2011**

	November 30, 2012 (3 months) (unaudited) \$	November 30, 2011 (3 months) (unaudited) \$	November 30, 2012 (6 months) (unaudited) \$	November 30, 2011 (6 months) (unaudited) \$
OPERATING ACTIVITIES				
Net benefit (net loss)	75,241	(854,884)	(26,250)	(1,610,715)
Amortization	132,545	186,662	265,877	327,435
Interest on convertible debenture	29,438	15,742	57,627	15,742
Stock-based compensation	-	74,418	107,240	74,418
Gain on disposal of fixed assets	(6,392)	(13,701)	(21,823)	(28,827)
Lease inducements	5,252	(725)	4,526	(1,451)
	236,084	(592,488)	387,197	(1,223,398)
Net change in non-cash operating working capital items	(494,649)	(487,595)	(1,125,606)	(1,145,526)
Cash flows used in operating activities	(258,565)	(1,080,083)	(738,409)	(2,368,924)
FINANCING ACTIVITIES				
Net proceed from the issuance of a convertible debenture	-	1,327,827	-	1,327,827
Cash flows from financing activities	-	1,327,827	-	1,327,827
INVESTING ACTIVITIES				
Acquisition of fixed assets	(1,548)	(10,814)	(8,657)	(43,807)
Proceeds from disposal of fixed assets	6,814	17,181	22,631	34,024
Acquisition of intangible assets	(94,422)	(166,663)	(207,393)	(318,534)
Cash flows used in investing activities	(89,156)	(160,296)	(193,419)	(328,317)
NET CHANGE IN CASH AND CASH EQUIVALENTS	(347,721)	87,448	(931,828)	(1,369,414)
CASH AND CASH EQUIVALENTS, BEGINNING OF YEAR	880,607	241,162	1,464,714	1,698,024
CASH AND CASH EQUIVALENTS, END OF YEAR	532,886	328,610	532,886	328,610

Cash flows used in operating activities include interest expenses of \$112,500 for the six-month period ended November 30, 2012 (\$37,500 in 2011), and \$56,250 for the three-month period (\$37,500 in 2011). No interest income was recorded for the periods ended November 30, 2012 and November 30, 2011.

**NOTES TO INTERIM CONSOLIDATED FINANCIAL STATEMENTS (unaudited)
FOR THE THREE-MONTH AND SIX-MONTH PERIODS ENDED NOVEMBER 30, 2012 AND 2011**

1. GENERAL INFORMATION

ZoomMed Inc. ("ZoomMed") was incorporated under the Canada Business Corporations Act on February 24, 2005.

ZoomMed Inc. and its subsidiaries (the "Company") are committed to the development and the marketing of a broad range of computer applications designed for healthcare professionals.

The Company has developed the "ZRx Prescriber", a technological innovative Web application that enables physicians to use a wireless device, such as iPhone™, iPad™, Google Android™ or computers, to write and rapidly deliver scripts. Since it is a stand-alone product, it can easily be integrated to any Electronic Medical Record application (EMR).

The Company's "e-Pic Communication Network" is a clinical information exchange platform between physicians and the various other stakeholders of the healthcare sector, such as pharmacists, specialists, pharmaceutical corporations, laboratories, specialized clinics and others.

Furthermore, the Company also offers "PraxisLab" new pharmacy management software that enhances all aspects of the prescription filling process and the complete pharmacists patient file management. PraxisLab uses state-of-the-art protocols and up-to-date software standards.

The ensuing communication and management improvement enhances the healthcare system and allows patients to have access to faster and more secure services.

ZoomMed Inc. common shares are trading on the TSX Venture Exchange under ZMD symbol.

The Company's registered head office is located at 6300 Auteuil Street, Suite 121, Brossard, Québec, Canada, J4Z 3P2.

2. BASIS OF PRESENTATION OF FINANCIAL STATEMENTS AND ADOPTION OF IFRS

The Company prepares its interim consolidated financial statements in accordance with International Financial Reporting Standards ("IFRS") as issued by the International Accounting Standards Board ("IASB") applicable to the preparation of interim financial statements including International Accounting Standard 34, "Interim Financial Reporting" ("IAS 34"). They have been prepared using the same accounting policies and method of computation as the annual consolidated financial statements for the fiscal year ended May 31, 2012. The disclosures provided below are incremental to those included with the annual consolidated financial statements. Certain information and disclosures normally included in the notes to the annual consolidated financial statements have been condensed or have been disclosed on an annual basis only. Accordingly, these interim consolidated financial statements should be read in conjunction with the annual consolidated financial statements for the fiscal year ended May 31, 2012, which have been prepared in accordance with IFRS as issued by the IASB.

The preparation of interim consolidated financial statements, in accordance with IAS 34, is based on the assumption of continuity of operations of the Company in the foreseeable future, that is to say that it will be able to realize its assets and discharge its liabilities in the normal course of operations.

The continuation and growth of the Company's activities depend on its ability to gain profitability and to obtain additional financing or cash provided by operations. These funds will come from share issue, either from public or private placement or strategic alliances, or other financing sources. At this stage, it is impossible to predict if those elements will materialize.

The interim consolidated financial statements do not reflect adjustments that should be made to the book value of assets and liabilities in the case where the Company would be unable to realize its assets and discharge its liabilities in the normal course of operations.

**NOTES TO INTERIM CONSOLIDATED FINANCIAL STATEMENTS (unaudited)
FOR THE THREE-MONTH AND SIX-MONTH PERIODS ENDED NOVEMBER 30, 2012 AND 2011**

2. BASIS OF PRESENTATION OF FINANCIAL STATEMENTS AND ADOPTION OF IFRS (CONT.)

Revenue resulting from transactions with two clients exceeded more than 10% of the total revenue. These clients respectively accounted for \$360,000 and \$451,000 of the Company's total revenue for the six-month period ended November 30, 2012.

3. SUMMARY OF SIGNIFICANT ACCOUNTING POLICIES

Basis of measurement

These consolidated financial statements have been prepared under the historical cost convention, except for other measurement bases, as indicated in the related notes.

Consolidation

The interim consolidated financial statements include the accounts of ZoomMed Inc. and its subsidiaries ZoomMed Médical Inc., Praxis Santé Inc., 9205-1051 Québec Inc. and ZoomMed USA Inc.

Revenue recognition

In general, revenue is recognized to the extent that it is probable that the economic benefits will flow to the Company and the amount can be measured reliably. Revenue comprises the fair value of the consideration received or receivable for services in the ordinary course of the Company's activities. Revenue derived from annual contracts, related to the e-Pic Communication Network, are recognized using the straight-line method over the duration of the agreements. As provided in these contracts, payments received in advance are recorded as deferred revenue in the consolidated statements of financial position, and then, as operating revenue as the service is rendered.

Interest revenue is recorded on a fiscal year basis according to the effective interest rate method.

Financial Instruments

Financial assets and financial liabilities are initially recognized at fair value and their subsequent measurement is dependent on their classification as described below.

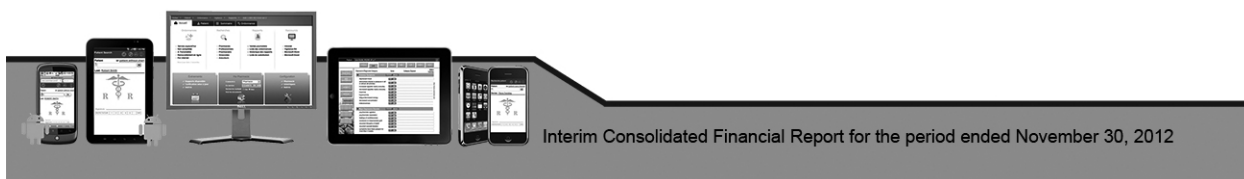
Their classification depends on the purpose which the financial instruments were acquired or issued, their characteristics and their designation by the company. Settlement date accounting is used.

All financial assets, except those designated at fair value through profit or loss, are subject to an annual impairment test and written down when there is an indication of impairment. The impairment loss is the excess of the carrying value over fair value and is recorded in the consolidated statements of comprehensive income.

The classification and measurement of the Company's financial instruments are determined as follows:

Financial assets at fair value through profit or loss – All instruments included in this category meet the definition of financial assets held for trading. Financial instruments held for trading are instruments that are held for the purpose of selling in the short term. Instruments in this category include cash and cash equivalents. They are measured initially and subsequently at fair value and changes in fair value are recognized in the consolidated statements of comprehensive income in financial income or financial expenses in the period in which they occur. The directly attributable transaction costs are recognized in comprehensive income.

Loans and receivables - Loans and receivables are non-derivative financial assets with fixed or determinable payments that are not quoted in an active market. The Company includes accounts receivable in this category.



**NOTES TO INTERIM CONSOLIDATED FINANCIAL STATEMENTS (unaudited)
FOR THE THREE-MONTH AND SIX-MONTH PERIODS ENDED NOVEMBER 30, 2012 AND 2011**

3. SUMMARY OF SIGNIFICANT ACCOUNTING POLICIES (CONT.)

Financial instruments included in this category are initially recognized at fair value plus directly attributable transaction costs. Subsequently, loans and receivables are measured at amortized cost using the effective interest method.

Loans and receivables - Loans and receivables are non-derivative financial assets with fixed or determinable payments that are not quoted in an active market. The Company includes accounts receivable in this category.

Financial instruments included in this category are initially recognized at fair value plus directly attributable transaction costs. Subsequently, loans and receivables are measured at amortized cost using the effective interest method.

Other liabilities - Financial instruments included in this category are initially recognized at fair value and transaction costs are deducted from the fair value. Subsequently, other liabilities are measured at amortized cost. The Company includes accounts payable, as well as the liability component of convertible debenture, in this category.

Compound instruments - The components of compound instruments issued by the Company are classified separately as financial liabilities and equity in accordance with the contractual agreement. At the date of issue, the fair value of the liability component is estimated using the market interest rate then in effect for a similar convertible instrument. This amount is recorded as a liability, at amortized cost, using the effective interest rate method until its expiry at the time of conversion or maturity of the instrument. The equity component is determined by deducting the amount of the liability component of the total fair value of the compound instrument. This amount is recognized in equity, net of income tax effects, and is not subsequently remeasured. Transaction costs related to the issuance of the convertible debenture are allocated to the liability and equity components in proportion to their initial carrying amounts. Transaction costs related to the equity component are recognized directly in equity. Transaction costs relating to the liability component are included in the carrying amount of the liability component and are amortized over the life of the debenture using the effective interest method.

Cash and cash equivalents

Cash and cash equivalents consist of cash in hand, bank balances, short-term liquid investments with maturities of less than three months and bank overdrafts, if any, which are classified as a category at fair value through profit or loss.

Interest in joint venture

The Company has joint control of a separate entity when it is entitled to participate to the entity's financial and operating strategic decisions, which exists only when these decisions require the unanimous consent of the parties sharing control.

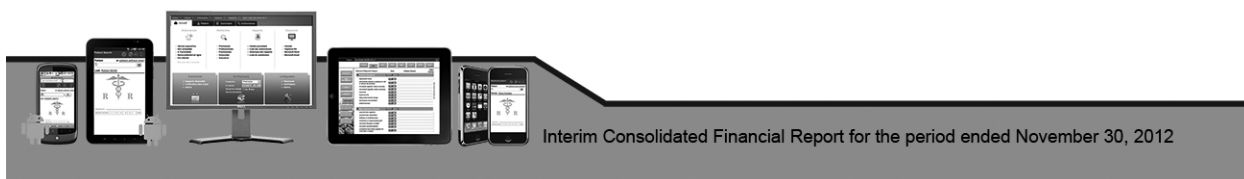
The Company recognizes its interest in a jointly controlled entity using the equity method. The equity method is a method of accounting whereby the investment is initially recognised at cost and adjusted thereafter for the post-acquisition change in the investor's share of the investee's net assets.

The participating interest in the net income of the investee is recognized in the consolidated statements of comprehensive income.

The unrealized gains and losses resulting from transactions between the Company and its jointly controlled entities are eliminated to the extent of the Company's interest in the joint venture.

Fixed assets

Fixed assets are initially recorded at cost, including acquisition fees and all the preparation fees directly related to the asset before it can be used, less related research and development investment tax credits. Subsequent to the initial measurement, fixed assets are recorded at cost, less accumulated amortization and depreciation.



**NOTES TO INTERIM CONSOLIDATED FINANCIAL STATEMENTS (unaudited)
FOR THE THREE-MONTH AND SIX-MONTH PERIODS ENDED NOVEMBER 30, 2012 AND 2011**

3. SUMMARY OF SIGNIFICANT ACCOUNTING POLICIES (CONT.)

Amortization is recognized on a straight-line basis, in line with the assets useful life, as follows:

	Method	Period
Furniture	Straight-line	5 years
Computer equipment	Straight-line	3 years
Computer equipment for ZRx Prescriber	Straight-line	3 years
Leasehold improvements	Straight-line	5 years

The Company allocates the amount initially recognized in respect of a fixed asset to its significant parts and depreciates separately each such part. Residual values, method of amortization and useful life of the assets are reviewed annually and adjusted if appropriate.

Gains and losses on disposals of fixed assets are determined by comparing the proceeds with the carrying amount of the asset and are included as part of other gains and losses in the consolidated statements of comprehensive income.

Intangible assets

The Company's intangible assets include Website, intellectual properties, licenses and rights, development costs and software with finite useful lives. These assets are capitalized and amortized on a straight-line basis in the consolidated statements of comprehensive income over the period of their expected useful life as follows:

	Period
Website	3 years
Software	2 years
Intellectual properties	10 years
Licenses and rights	3 years
Development costs	3 years

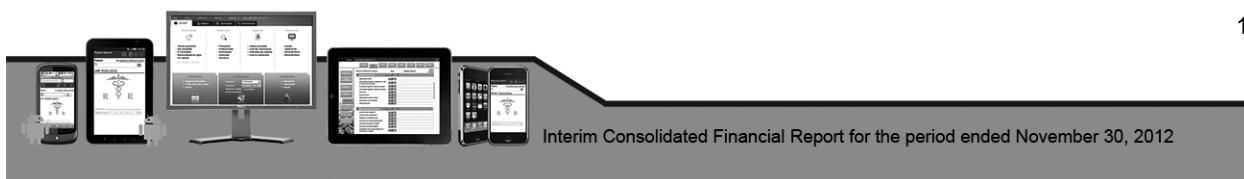
Expenses related to development activities which do not meet generally accepted criteria for deferral and research activities are expensed as incurred. Development expenses which meet generally accepted criteria for deferral are capitalized and amortized against income over the estimated period of benefit.

The ZRx Prescriber intellectual property is recorded at cost and is amortized over a ten-year period from the marketing date of the product, which is November 2006. The PraxisLab intellectual property is recorded at cost and is amortized over a ten-year period from the date of acquisition.

The ZRx Prescriber development costs, which include the development of the e-Pic Communication Network and the additional new functionalities, according to future economic benefits, are amortized using the straight-line method over a three-year period from the implementation date of the product. PraxisLab development costs will be amortized using the straight-line method over a three-year period from the marketing date of the product.

Research and development tax credits

The Company is entitled to scientific research and development tax credits. Tax credits are accounted for using the cost reduction method. Accordingly, tax credits are recorded as a reduction of the related expenses or capital expenditures in the period in which those expenses are incurred, provided there is reasonable assurance that the credits will be realized.



**NOTES TO INTERIM CONSOLIDATED FINANCIAL STATEMENTS (unaudited)
FOR THE THREE-MONTH AND SIX-MONTH PERIODS ENDED NOVEMBER 30, 2012 AND 2011**

3. SUMMARY OF SIGNIFICANT ACCOUNTING POLICIES (CONT.)

Impairment of long-term assets non-financial

Non-current assets with indefinite useful lives are not amortized and are tested for impairment annually. Non-current assets with a finite useful life are assessed for impairment whenever events or changes in circumstances indicate that the carrying amounts of the assets may not be recoverable. Management is required to assess at each reporting date whether there is any indication that an asset may be impaired. Where such an indication exists, the asset's recoverable amount is compared to its carrying value and an impairment loss is recognized for the amount by which the asset's carrying amount exceeds its recoverable amount. The recoverable amount is the higher of an asset's fair value less costs to sell and value in use. For the purpose of assessing impairment, assets are grouped at the lowest levels for which there are separately identifiable cash flows or cash-generating units ("CGU"). In determining value in use of a given asset or CGU, estimated future cash flows are discounted to their present value using a pre-tax discount rate that reflects current market assessments of the time value of money and the risks specific to the asset.

Non-current assets with finite useful life that suffered impairment are reviewed for possible reversal of the impairment if there has been a change, since the date of the most recent impairment test, in the estimates used to determine the impaired asset's recoverable amount. However, an asset's carrying amount, increased due to the reversal of a prior impairment loss, must not exceed the carrying amount that would have been determined, net of depreciation or amortization, had the original impairment not occurred.

Lease inducement

The lease inducement includes the difference between the rental expense apportioned over the lease term according to a systematic formula and the minimum lease payment, considering the inducements.

Operating Leases

Leases under which the lessor retains substantially all the risks and rewards of ownership are classified as operating leases. Payments under an operating lease (less benefit received from the lessor) are recognized in the consolidated statements of comprehensive income on a straight line basis over the lease term.

Shareholders' Equity

Common shares are classified as equity and are recorded in the Shareholders' Equity at their issuance value. Incremental costs directly attributable to the issuance of shares and stock options are shown in equity as a deduction (as a deficit increase) net of tax from the proceeds. Transactions with shareholders are shown separately in equity.

Income taxes

Income taxes are accounted for, by the Company, based on the consolidated statements of financial position method. Accordingly, future income tax assets and income tax liabilities are measured using the income tax rates that are most likely to apply during the fiscal year where the asset is realized or the liability is settled, based on the income tax rates (and tax regulations) adopted or nearly adopted as at the reporting date. As appropriate, a valuation allowance is recognized to decrease the value of future tax assets to an amount that is more likely than not to be realized.

Employee's benefits

Wages, contributions to government pension plans, paid vacations and sick leaves, bonuses and non-monetary benefits are short-term benefits and are recognized over the period during which the employees of the company have rendered the related services.

**NOTES TO INTERIM CONSOLIDATED FINANCIAL STATEMENTS (unaudited)
FOR THE THREE-MONTH AND SIX-MONTH PERIODS ENDED NOVEMBER 30, 2012 AND 2011**

3. SUMMARY OF SIGNIFICANT ACCOUNTING POLICIES (CONT.)

Stock-based compensation

The Company offers a stock-based compensation plan. The Company uses the fair value based method of accounting as regards to stock options granted to its Officers, Directors, Employees and Consultants. The fair value of stock options is determined using the Black-Scholes option pricing model, and the stock-based compensation costs are recorded in the consolidated statements of comprehensive income at the granted date and credited to contributed surplus.

Any consideration received by the Company in connection with the exercise of stock options is credited to share capital and contributed surplus component of the stock-based compensation is transferred to share capital upon the issuance of shares.

Accounts denominated in foreign currencies

Presentation currency and foreign currency operations – The Canadian dollars is the Company's presentation currency, which is also the Company's functional currency.

Foreign currency transactions are translated into the functional currency environment in which the entity operates using the exchange rates prevailing at the dates of the transactions. Assets and liabilities denominated in foreign currencies at the closing date are converted into functional currencies at the exchange rates prevailing at the same date. All resulting changes are recognized in the profit or loss, except monetary items included into foreign institution net investment.

Foreign institutions - Foreign institutions' assets and liabilities denominated in functional currencies other than Canadian dollars are converted into Canadian dollars using the exchange rates prevailing at the closing date. Foreign institution revenue and expenses are converted into Canadian dollars using the exchange rates prevailing at the date of the transaction. Shareholders equity is converted at the original effective rate prevailing at the closing date. All resulting changes are recognized in other comprehensive income until the net investment is disposed of, or reclassified in the profit or loss. Since the transition date, no such resulting change was recorded as foreign institutions conversion adjustments.

Basic and fully diluted net earnings per share

Basic and fully diluted net earnings per share are calculated using the weighted average number of outstanding common shares during the fiscal year. The Company uses the treasury stock method to determine the dilutive effects of stock options and warrants when cumulating diluted earnings per share. Accordingly, the calculation of diluted earnings per share is made using the treasury stock method, as if all potentially dilutive participating shares had been exercised at the later of the beginning of the period or the date of issuance, as the case may be, and that the funds obtained thereby had been used to purchase common shares of the Company at the average market value of the common shares during the period.

When funds are received, at the date of issuance of dilutive instruments, the net amount is adjusted net of tax expenses related to these instruments.

For the six-month periods ended November 30, 2012 and November 30, 2011 the conversion of the debenture into common shares is anti-dilutive and therefore, was not included in the diluted earnings per share calculation.

The fully diluted net earnings per share are equal to the basic net earnings per share because of the anti dilutive effect of stock options and warrants when a loss is incurred.

**NOTES TO INTERIM CONSOLIDATED FINANCIAL STATEMENTS (unaudited)
FOR THE THREE-MONTH AND SIX-MONTH PERIODS ENDED NOVEMBER 30, 2012 AND 2011**

4. ACCOUNTING STANDARDS ISSUED BUT NOT YET APPLIED

Financial Instruments

In October 2010, the International Accounting Standards Board "IASB" issued IFRS 9, "Financial Instruments", which represents the completion of the first part of a three-part project to replace IAS 39, "Financial Instruments: Recognition and Measurement", with a new standard. Per recent updates to IFRS 9, an entity choosing to measure a liability at fair value will present the portion of the change in its fair value due to changes in the entity's own credit risk in the other comprehensive income or loss section of the entity's statement of comprehensive income, rather than within profit or loss.

Thus, to determine whether a financial asset is measured at amortized cost or fair value, IFRS 9 uses a single approach that replaces the multiple rules in IAS 39. The recommended approach in IFRS 9 is based on how an entity manages its financial instruments and the characteristics of the contractual cash flows of financial assets.

This standard will be effective for financial statements periods beginning on or after January 1, 2015. Earlier application is permitted. The Company intends to adopt this new standard as its effective date. The Company has not yet assessed the potential impact of these new guidelines on its consolidated financial statements.

Reporting entity

In May 2011, the IASB issued a group of five new standards that address the scope of the reporting entity: IFRS 10 "Consolidated financial statements", IFRS 11 "Joint arrangements", IFRS 12 "Disclosure of interests in other entities", IAS 27 "Separate financial statements" and IAS 28 "Investments in associates".

Consolidation - IFRS 10 replaces all previous provisions related to control and consolidation stated in IAS 27 "Separate Financial Statements" and SIC-12 "Consolidation - Special Purpose Entities". IFRS 10 amends the definition of control and provides a single definition of the concept of control, which is characterized by the holding power of the entity, the exposure or the rights to variable returns of the entity. Power means the ability to manage the activities in a way that could significantly affect returns. Returns must vary and can be positive or negative, or both. The revised IAS 27 is a standard relating solely to the separate financial statements and its provisions are unchanged.

Joint arrangements - IFRS 11 amends the definition of a joint agreement so that it includes only two types of agreements: joint activities and joint ventures. Under this standard, the proportionate consolidation method is no longer permitted to account for jointly controlled entities, and the use of the equity method is mandatory for all participants in a joint venture. The entities involved in joint activities will use an accounting method very similar to the one that currently applies to jointly controlled assets and jointly controlled activities.

Disclosures of interests in other entities - IFRS 12 establishes requirements for disclosure applicable to entities subject to the provisions of IFRS 10 and IFRS 11, thereby replacing the requirements information set out in IAS 28. Under IFRS 12, entities should provide information that helps users of financial statements to evaluate the nature, risks and financial effects of the entity interests in subsidiaries, associated companies, joint agreements and unconsolidated structured entities.

These standards are required to be applied for accounting periods beginning on or after January 1, 2013, with earlier adoption permitted. The Company has not yet assessed the impact of these standards or determined whether it will adopt the standards early.

Fair value measurement

In May 2011, the IASB issued IFRS 13 "Fair value measurement". This standard will improve consistency and reduce complexity by providing a precise definition of fair value and a single source of fair value measurement and disclosure requirements for use across IFRS. IFRS 13 will be effective for fiscal years beginning on or after January 1, 2013, with earlier application permitted. The Company intends to adopt this new standard as its effective date. The Company has not yet assessed the potential impact of these new guidelines on its consolidated financial statements.

**NOTES TO INTERIM CONSOLIDATED FINANCIAL STATEMENTS (unaudited)
FOR THE THREE-MONTH AND SIX-MONTH PERIODS ENDED NOVEMBER 30, 2012 AND 2011**

5. CRITICAL ACCOUNTING ESTIMATES AND JUDGMENTS

The preparation of consolidated financial statements in accordance with IFRS often requires management to make estimates about and apply assumptions or subjective judgment to future events and other matters that affect the reported amounts of the Company's assets, liabilities, revenue, expenses, and related disclosures. Assumptions, estimates and judgments are based on historical experience, expectations, current trends and other factors that management believes to be relevant at the time at which the Company's consolidated financial statements are prepared. Management reviews, on a regular basis, the Company's accounting policies, assumptions, estimates, and judgments in order to ensure that the consolidated financial statements are presented fairly and in accordance with IFRS.

Critical accounting estimates and judgments are those that have a significant risk of causing material adjustment and are often applied to matters or outcomes that are inherently uncertain and subject to change. As such, management cautions that future events often vary from forecasts and expectations and that estimates routinely require adjustment.

Management considers the following areas to be those where critical accounting policies affect the significant judgments and estimates used in the preparation of the Company's consolidated financial statements.

Estimated useful life

The management assesses fixed assets in line with the assets useful life. The amount and the related fixed assets amortization timetable for a given period are influenced by their estimated useful life. The estimations are reviewed at least once a year and are updated if the useful life expectations are altered by physical wear, technical and commercial obsolescence.

Intangible assets

The values associated with identifiable intangible assets with finite useful life are determined by applying significant estimates and assumptions.

Valuations performed in connection with post-acquisition assessments of impairment of identifiable intangible assets are based on estimates that include risk-adjusted future cash flows. Projected cash flows are based on business forecasts, trends and expectations and are therefore inherently judgmental. Future events could cause the assumptions utilized in impairment assessments to change, resulting in a potentially significant effect on the Company's future operating results due to increased impairment charges, or reversals thereof, or adjustments to amortization charges.

Fair value of stock options

Determining the fair value of the stock options requires judgment related to the choice of a pricing model, the estimation of stock price volatility and the expected term of the underlying instruments. Any changes in the estimates or inputs utilized to determine fair value could result in a significant impact on the Company's future operating results or other components of shareholders' equity.

Government assistance

The Company is entitled to government assistance in the form of research and development tax credits and grants. These are applied against related expenses and the cost of the asset acquired. Tax credits are available based on eligible research and development expenses consisting of direct and indirect expenditures and including a reasonable allocation of overhead expenses. Grants are subject to compliance with terms and conditions of the related agreements. Government assistance is recognized when there is reasonable assurance that the Company has met the requirements of the approved grant program or, with regard to tax credits, when there is reasonable assurance that they will be realized.

**NOTES TO INTERIM CONSOLIDATED FINANCIAL STATEMENTS (unaudited)
FOR THE THREE-MONTH AND SIX-MONTH PERIODS ENDED NOVEMBER 30, 2012 AND 2011**

5. CRITICAL ACCOUNTING ESTIMATES AND JUDGMENTS

Going concern

The assessment of the Company's ability to execute its strategy by funding future working capital requirements involves judgment. The current situation indicates the existence of a material uncertainty which may cast significant doubt upon the Company's ability to continue as a going concern. Further information regarding going concern is outlined in note 2.

6. ACCOUNTS RECEIVABLE

	November 30, 2012	May 31, 2012
	\$	\$
Accounts receivable	119,127	229,583
Accounts receivable – Joint venture ⁽¹⁾	-	103,763
Sales tax	2,147	-
Research and development tax credits ⁽²⁾	125,000	125,000
	246,274	458,346

⁽¹⁾ The joint venture (note 9) has pledged to pay \$1,436,020, over a 14 month period, for the development of a behavioral healthcare system.

⁽²⁾ The exact amount will be known when Revenu Québec will process and approve the claim. Approved amount could differ from the recorded amount.

7. FIXED ASSETS

	Furniture	Computer equipment	Computer equipment for ZRx Prescriber	Leasehold improvements	Total
	\$	\$	\$	\$	\$
Cost					
As at May 31, 2012	149,698	210,358	1,702,018	61,586	2,123,660
Acquisitions	620	3,992	4,045	-	8,657
Disposals	-	(2,858)	(108,537)	-	(111,395)
As at November 30, 2012	150,318	211,492	1,597,526	61,586	2,020,922
Accumulated amortization					
As at May 31, 2012	142,030	185,590	1,515,564	60,579	1,903,763
Amortization	2,428	7,772	64,136	1,007	75,343
Disposals	-	(2,791)	(107,796)	-	(110,587)
As at November 30, 2012	144,458	190,571	1,471,904	61,586	1,868,519
Net book value as at November 30, 2012	5,860	20,921	125,622	-	152,403



**NOTES TO INTERIM CONSOLIDATED FINANCIAL STATEMENTS (unaudited)
FOR THE THREE-MONTH AND SIX-MONTH PERIODS ENDED NOVEMBER 30, 2012 AND 2011**

7. FIXED ASSETS (CONT.)

	Furniture	Computer equipment	Computer equipment for ZRx Prescriber	Leasehold improvements	Total
	\$	\$	\$	\$	\$
Cost					
As at May 31, 2011	148,038	230,538	1,776,721	61,586	2,216,883
Acquisitions	1,660	7,043	46,462	-	55,165
Disposals	-	(27,223)	(121,165)	-	(148,388)
As at May 31, 2012	149,698	210,358	1,702,018	61,586	2,123,660
Accumulated amortization					
As at May 31, 2011	127,541	186,179	1,404,570	57,558	1,775,848
Amortization	14,489	22,960	224,052	3,021	264,522
Disposals	-	(23,549)	(113,058)	-	(136,607)
As at May 31, 2012	142,030	185,590	1,515,564	60,579	1,903,763
Net book value as at May 31, 2012	7,668	24,768	186,454	1,007	219,897

8. INTANGIBLE ASSETS

	Website	Software	Licenses and rights	Intellectual properties	Development costs ^{(1) (2)}	Total
	\$	\$	\$	\$	\$	\$
Cost						
As at May 31, 2012	26,200	4,322	175,000	3,417,736	2,693,893	6,317,151
Acquisitions	-	-	-	-	207,393	207,393
As at November 30, 2012	26,200	4,322	175,000	3,417,736	2,901,286	6,524,544
Accumulated Amortization						
As at May 31, 2012	26,200	4,322	175,000	1,385,139	1,700,541	3,291,202
Amortization	-	-	-	170,887	19,647	190,534
As at November 30, 2012	26,200	4,322	175,000	1,556,026	1,720,188	3,481,736
Net book value as at November 30, 2012	-	-	-	1,861,710	1,181,098	3,042,808



**NOTES TO INTERIM CONSOLIDATED FINANCIAL STATEMENTS (unaudited)
FOR THE THREE-MONTH AND SIX-MONTH PERIODS ENDED NOVEMBER 30, 2012 AND 2011**

8. INTANGIBLE ASSETS (CONT.)

	Website	Software	Licenses and rights	Intellectual properties	Development costs (1) (2)	Total
	\$	\$	\$	\$	\$	\$
Cost						
As at May 31, 2011	26,200	4,322	175,000	3,417,736	2,221,607	5,844,865
Acquisitions	-	-	-	-	619,789	619,789
Taxes credits	-	-	-	-	(147,503)	(147,503)
As at May 31, 2012	26,200	4,322	175,000	3,417,736	2,693,893	6,317,151
Accumulated Amortization						
As at May 31, 2011	26,200	4,322	175,000	1,043,365	1,651,092	2,899,979
Amortization	-	-	-	341,774	49,449	391,223
As at May 31, 2012	26,200	4,322	175,000	1,385,139	1,700,541	3,291,202
Net book value as at May 31, 2012	-	-	-	2,032,597	993,352	3,025,949

(1) During fiscal year 2012, the Company applied tax credits, totalling \$147,503, as a reduction of capitalized development costs.

(2) Development costs totalling \$2,693,893 include \$193,069 related to development costs from business acquisitions, which have a \$75,083 net book value.

9. INTEREST IN JOINT VENTURE

Since May 29, 2012, the Company holds 40% of the equity shares and 50% of the voting shares in EvEMR's joint venture, which was established to implement and commercialize, throughout North America, an Electronic Medical Record (EMR) designed for all behavioural health providers. It will be a modular product built around a smart clinical note-writer application. The joint venture fiscal year is December 31.

**NOTES TO INTERIM CONSOLIDATED FINANCIAL STATEMENTS (unaudited)
FOR THE THREE-MONTH AND SIX-MONTH PERIODS ENDED NOVEMBER 30, 2012 AND 2011**

9. INTEREST IN JOINT VENTURE (CONT.)

The aggregate amounts of each of the current assets, non-current assets, current liabilities, non-current liabilities, revenue and expenses related to the interest in EvEMR are as follows:

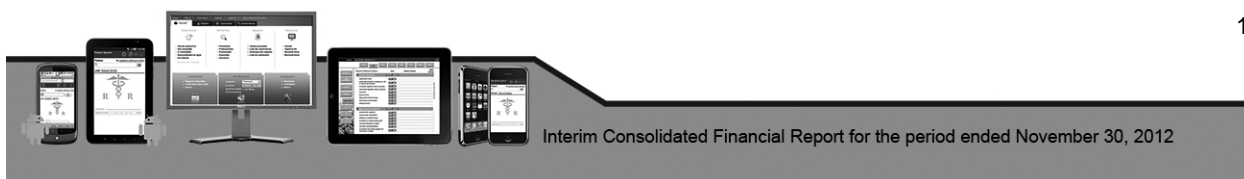
	November 30, 2012	May 31, 2012
	\$	\$
Current assets	4,000	4,000
Non-current assets	347,348	41,505
Total assets	351,348	45,505
Current liabilities	347,348	41,505
Non-current liabilities	-	-
Total liabilities	347,348	41,505
Net assets	4,000	4,000
Total revenue	-	-
Total expenses	-	-
Total income for the period	-	-
Interest in joint venture	4,000	4,000

10. ACCOUNTS PAYABLE

	November 30, 2012	May 31, 2012
	\$	\$
Accounts payable and accrued liabilities	191,803	220,856
Wages and deductions at source	305,772	341,559
Sales tax	-	132,628
	497,575	695,043

11. CONVERTIBLE DEBENTURE

On September 30, 2011, the Company has issued a secured convertible debenture for a principal amount of \$1,500,000, such convertible debenture being convertible at the sole option of the holders thereof into common shares of the share capital of the Company on the basis of one common share for each \$0.15 in principal amount of convertible debenture. Furthermore, 10,000,000 common shares purchase warrants were issued. Each warrant entitles the holder thereof to purchase one common share at a price of \$0.15 per share for 24 months following the closing date. The convertible debenture matures 24 months from the date of issuance or such earlier date which may be provided for as a redemption feature. Subject to certain conditions, the Company may redeem all or any portion of the convertible debenture upon 30 days written notice to the holders thereof in which case such holders may exercise their conversion rights, in whole or in part, prior to the intended date of redemption. The convertible debenture bears a nominal interest rate of 15% per annum and matures in September 2013. The convertible debenture is secured by a movable hypothec on the assets of the Company and a promissory note.



**NOTES TO INTERIM CONSOLIDATED FINANCIAL STATEMENTS (unaudited)
FOR THE THREE-MONTH AND SIX-MONTH PERIODS ENDED NOVEMBER 30, 2012 AND 2011**

11. CONVERTIBLE DEBENTURE (CONT.)

The net proceeds from the issuance of the convertible debenture has been separated into a liability component and an equity component, representing the residual amount attributable to the conversion option of the liability into equity of the Company as shown in the following table:

Proceeds from issuance	\$ 1,500,000
Fair value of the liability component, at the date of issue, for a similar instrument that does not have an equity conversion	\$ (1,425,797)
Fair value of the equity component	\$ 74,203

Issuance costs were proportionally allocated to the liability and the equity components. The \$1,262,140 liability component, net from the \$163,657 issuance costs, is measured at amortized cost, using 25.35% effective interest method. The \$65,686 equity component, net of the \$8,517 issuance costs, is shown as equity component of convertible debenture into equity.

Interest expenses on this loan are calculated by applying an effective interest rate of 25.35%. The liability component is measured at amortized cost. The difference between the carrying value of the \$1,262,140 liability component, at the date of issuance and the \$1,386,655 (\$1,329,028 as at May 31, 2012) amount presented in the consolidated statement of financial position, as at November 30, 2012, reflects the effective interest rate, less interest paid as of that date.

12. OPERATING EXPENSES

	November 30, 2012 (3 months)	November 30, 2011 (3 months)	November 30, 2012 (6 months)	November 30, 2011 (6 months)
	\$	\$	\$	\$
a) Selling expenses:				
Selling expenses	90,171	232,238	142,169	382,114
Salaries and benefits	123,663	155,706	228,741	276,996
Amortization of fixed assets	1,020	2,411	2,001	4,073
	214,854	390,355	372,911	663,183
b) Administrative expenses:				
Administrative expenses	183,084	221,281	328,483	393,281
Stock-based compensation	-	74,418	107,240	74,418
Salaries and benefits	143,031	147,618	261,924	320,209
Amortization of fixed assets	2,119	4,266	5,206	7,782
	328,234	447,583	702,853	795,690
c) General operating expenses:				
Operating expenses	20,839	21,700	39,098	54,479
Salaries and benefits	176,652	256,027	321,191	530,272
Amortization of fixed assets	33,111	79,583	66,136	115,532
	230,602	357,310	426,425	700,283



**NOTES TO INTERIM CONSOLIDATED FINANCIAL STATEMENTS (unaudited)
FOR THE THREE-MONTH AND SIX-MONTH PERIODS ENDED NOVEMBER 30, 2012 AND 2011**

12. OPERATING EXPENSES (CONT.)

	November 30, 2012 (3 months)	November 30, 2011 (3 months)	November 30, 2012 (6 months)	November 30, 2011 (6 months)
	\$	\$	\$	\$
d) Development costs:				
Development costs	43,832	4,783	75,466	47,032
Salaries and benefits	221,114	196,696	402,783	408,739
Amortization of fixed assets	1,020	2,411	2,001	4,073
Amortization intangible assets	95,275	97,989	190,533	195,975
	<u>361,241</u>	<u>301,879</u>	<u>670,783</u>	<u>655,819</u>
e) Financial expenses:				
Interest and bank charges	5,609	5,746	6,551	9,368
Interest on convertible debenture	85,689	53,242	170,127	53,242
	<u>91,298</u>	<u>58,988</u>	<u>176,678</u>	<u>62,610</u>

13. COMMITMENTS

As at November 30, 2012, the balance of commitments under operating leases amounts to \$649,200.

Minimum lease payments for each of the next five years are as follows:

	2013	2014	2015	2016	2017
	\$	\$	\$	\$	\$
Leasehold – Head Office	122,293	122,526	51,400	-	-
Leasehold – Toronto	63,496	63,496	64,015	65,569	49,177
Multi-function printers	10,495	10,495	10,495	10,495	5,248
	<u>196,284</u>	<u>196,517</u>	<u>125,810</u>	<u>76,064</u>	<u>54,425</u>

14. SHARE CAPITAL

a) Authorized

An unlimited number of voting and participating common shares without par value.

b) Declared

	November 30, 2012	May 31, 2012
	\$	\$
130,474,687 common shares as at November 30, 2012 and May 31, 2012	<u>25,438,120</u>	<u>25,438,120</u>

c) Transaction during the period ended November 30, 2012

No transaction occurred during the period ended November 30, 2012.

**NOTES TO INTERIM CONSOLIDATED FINANCIAL STATEMENTS (unaudited)
FOR THE THREE-MONTH AND SIX-MONTH PERIODS ENDED NOVEMBER 30, 2012 AND 2011**

14. SHARE CAPITAL (CONT.)

d) Transaction during 2012

No transaction occurred during the fiscal year ended May 31, 2012.

e) Share capital reconciliation

	Number	Declared \$
Balance as at November 30, 2012 and May 31, 2012	130,474,687	25,438,120

15. STOCK OPTION PLAN

The shareholders of the Company approved a resolution modifying the stock option plan from a 10% “fixed” stock option plan to a 10% “rolling” stock option plan as described in the management proxy circular for the annual and special meeting of shareholders held November 23, 2012. Under the plan terms, the exercise price of the options will be determined by the Directors of the Company subject to other restrictions described in the plan and some requirements of the TSX Venture Exchange. The maximum period for which an option can be exercise is limited to five years and the exercise price must be paid in full before the issuance of the shares.

The following table summarizes the changes in the plan position for the three-month period ended November 30, 2012 and the fiscal years ended May 31, 2012:

	Options	Average exercise price \$
Balance as at May 31, 2011	10,194,000	0.29
Awarded	4,740,000	0.15
Cancelled	(5,681,500)	0.36
Balance as at May 31, 2012	9,252,500	0.18
Awarded	3,830,000	0.10
Cancelled	(70,000)	0.14
Balance as at November 30, 2012	13,012,500	0.15



**NOTES TO INTERIM CONSOLIDATED FINANCIAL STATEMENTS (unaudited)
FOR THE THREE-MONTH AND SIX-MONTH PERIODS ENDED NOVEMBER 30, 2012 AND 2011**

15. STOCK OPTION PLAN (CONT.)

The following table summarizes the information about the outstanding stock options for the six-month period ended November 30, 2012 and the years ended May 31, 2012:

a) As at November 30, 2012

Outstanding options				Exercisable options	
Number	Weighted average remaining contractual life (months)	Weighted average exercise price	Weighted average fair value	Number	Weighted average exercise price
		\$	\$		\$
2,180,000	8	0.20	0.10	2,180,000	0.20
100,000	21	0.32	0.14	100,000	0.32
2,367,500	37	0.20	0.12	2,367,500	0.20
35,000	37	0.20	0.12	35,000	0.20
4,500,000	48	0.15	0.05	4,500,000	0.15
3,830,000	56	0.10	0.03	3,830,000	0.10
13,012,500	41	0.15	0.06	13,012,500	0.15

Transaction during the period ended November 30, 2012

In July 2012, the Company granted 3,830,000 stock options allowing their holders to acquire 3,830,000 common shares, at an exercise price of \$0.10 per share, for a period of five years.

The fair value of the stock options awarded during the six-month period ended November 30, 2012 was estimated on the grant date using the Black-Scholes' options pricing model with the following assumptions:

November 30, 2012

Date	July 20, 2012
Quantity	3,830,000
Stock price	\$0.045
Dividend yield	Nil
Expected volatility	100%
Risk-free interest rate	1.15%
Expected life	60 months

The stock-based compensation expense amounts to \$107,240 for the six-month period ended November 30, 2012.

**NOTES TO INTERIM CONSOLIDATED FINANCIAL STATEMENTS (unaudited)
FOR THE THREE-MONTH AND SIX-MONTH PERIODS ENDED NOVEMBER 30, 2012 AND 2011**

15. STOCK OPTION PLAN (CONT.)

b) As at May 31, 2012

Outstanding options				Exercisable options	
Number	Weighted average remaining contractual life (months)	Weighted average exercise price	Weighted average fair value	Number	Weighted average exercise price
		\$	\$		\$
2,205,000	14	0.20	0.10	2,205,000	0.20
100,000	27	0.32	0.14	100,000	0.32
2,382,500	43	0.20	0.12	2,382,500	0.20
35,000	43	0.20	0.12	35,000	0.20
4,530,000	54	0.15	0.05	4,530,000	0.15
9,252,500	41	0.15	0.08	9,252,500	0.15

Transaction during 2012

In November 2011, the Company granted 4,740,000 stock options which entitle the holders to purchase 4,740,000 common shares at an exercise price of \$0.15 per share for a period of five years.

The fair value of the stock options awarded during the fiscal year ended May 31, 2012 was estimated on the grant date using the Black-Scholes' options pricing model with the following assumptions:

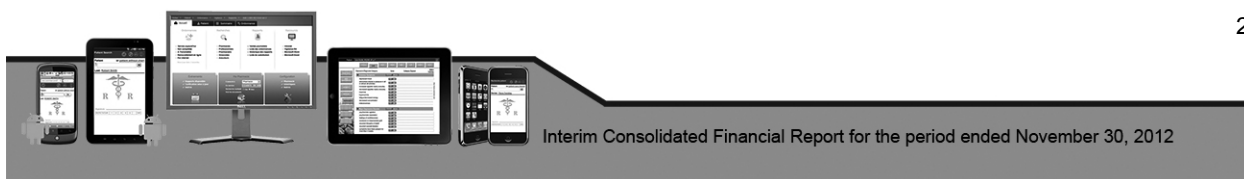
	May 31, 2012
Date	November 30, 2011
Quantity	4,740,000
Stock price	\$0.075
Dividend yield	Nil
Expected volatility	100%
Risk-free interest rate	1.46%
Expected life	60 months

The stock-based compensation expense amounts to \$229,890 for the fiscal year ended May 31, 2012.

16. WARRANTS

The following table summarizes the changes in the plan position for the six-month period ended November 30, 2012 and the fiscal year ended May 31, 2012:

	Warrants	Weighted average exercise price	Value
		\$	\$
Balance as at May 31, 2011	8,711,768	0.17	768,676
Warrants awarded to the debenture holders	10,000,000	0.15	-
Balance as at May 31, 2012	18,711,768	0.16	768,676
	-	-	-
Balance as at November 30, 2012	18,711,768	0.16	768,676



**NOTES TO INTERIM CONSOLIDATED FINANCIAL STATEMENTS (unaudited)
FOR THE THREE-MONTH AND SIX-MONTH PERIODS ENDED NOVEMBER 30, 2012 AND 2011**

16. WARRANTS (CONT.)

a) Transaction during the period ended November 30, 2012

No transaction occurred during the period ended November 30, 2012.

The following table summarizes the information about the outstanding warrants owned by public investors and agents as at November 30, 2012:

Outstanding warrants			
Number	Weighted average remaining contractual life (months)	Weighted average exercise price	Weighted average fair value
		\$	\$
6,427,742	3	0.17	0.09
514,219	3	0.17	0.08
1,638,710	4	0.17	0.09
131,097	4	0.17	0.08
10,000,000	10	0.15	-
18,711,768	7	0.16	0.04

The fair value of the public investors and underwriters outstanding warrants was estimated at the grant date using the Black & Scholes option pricing model using the following assumptions:

	November 30, 2012			
Date	March 28, 2011	March 28, 2011	February 9, 2011	February 9, 2011
Quantity	1,638,710	131,097	6,427,742	514,219
Stock price	\$0.17	\$0.17	\$0.18	\$0.18
Dividend yield	Nil	Nil	Nil	Nil
Expected volatility	90%	90%	90%	90%
Risk-free interest rate	1.75%	1.75%	1.87%	1.87%
Expected life	24 months	24 months	24 months	24 months

b) Transactions during 2012

On September 30, 2011, in connection with the convertible debenture, the Company issued 10,000,000 warrants. Each warrant entitles the holders thereof to purchase one common share at a price of \$0.15 per share for 24 months following the closing date.

**NOTES TO INTERIM CONSOLIDATED FINANCIAL STATEMENTS (unaudited)
FOR THE THREE-MONTH AND SIX-MONTH PERIODS ENDED NOVEMBER 30, 2012 AND 2011**

16. WARRANTS (CONT.)

The following table summarizes the information about the outstanding warrants owned by public investors and agents as at May 31, 2012:

Outstanding warrants			
Number	Weighted average remaining contractual life (months)	Weighted average exercise price	Weighted average fair value
		\$	\$
6,427,742	9	0.17	0.09
514,219	9	0.17	0.08
1,638,710	10	0.17	0.09
131,097	10	0.17	0.08
10,000,000	16	0.15	-
18,711,768	13	0.16	0.04

The fair value of the public investors and underwriters outstanding warrants was estimated at the grant date using the Black & Scholes option pricing model using the following assumptions:

	May 31, 2012			
Date	March 28, 2011	March 28, 2011	February 9, 2011	February 9, 2011
Quantity	1,638,710	131,097	6,427,742	514,219
Stock price	\$0.17	\$0.17	\$0.18	\$0.18
Dividend yield	Nil	Nil	Nil	Nil
Expected volatility	90%	90%	90%	90%
Risk-free interest rate	1.75%	1.75%	1.87%	1.87%
Expected life	24 months	24 months	24 months	24 months

17. FAIR VALUE OF FINANCIAL INSTRUMENTS

Financial assets	November 30, 2012		May 31, 2012	
	Fair value	Carrying value	Fair value	Carrying value
	\$	\$	\$	\$
Cash and cash equivalents	532,886	532,886	1,464,714	1,464,714
Loans receivables	119,127	119,127	333,346	333,346
Financial liabilities				
Other liabilities	115,553	115,553	94,725	94,725
Convertible debenture	1,466,200	1,386,655	1,447,981	1,329,028

The fair value of cash and cash equivalents, loans, receivables and other liabilities approximates their carrying value, because of the relatively short maturity of these instruments.

**NOTES TO INTERIM CONSOLIDATED FINANCIAL STATEMENTS (unaudited)
FOR THE THREE-MONTH AND SIX-MONTH PERIODS ENDED NOVEMBER 30, 2012 AND 2011**

17. FAIR VALUE OF FINANCIAL INSTRUMENTS (CONT.)

The Company categorizes its financial assets and liabilities measured at fair value using a hierarchy that consists of three levels, which reflects the significance of inputs used in their evaluation. The hierarchy of the fair value consists of the following levels:

Level 1 - Unadjusted quoted prices in active markets for identical assets or liabilities. An active market for an asset or liability is a market in which transactions for the asset or liability occur with sufficient frequency and volume to provide pricing information on an ongoing basis.

Level 2 - Observable inputs other than quoted prices included in Level 1, such as quoted prices for similar assets or liabilities, quoted prices in markets that are not active or other inputs that are observable or can be corroborated by observable market data for substantially the full term of the assets or liabilities.

Level 3 - Inputs that are supported by little or no market activities and that are significant to the fair value of assets or liabilities.

As at November 30, 2012 and May 31, 2012, the only financial instruments measured at fair value in the consolidated statements of financial position consist of cash and cash equivalents and were all classified in level 1.

18. RISKS AND UNCERTAINTIES

The Company, through its financial instruments, is exposed to various risks without being exposed to risk concentrations. The Company is primarily exposed to credit risk, interest rate risk, market risk, liquidity risk and key personnel risk.

a) Risks associated with financial instruments

Credit risk management

Credit risk is the risk of financial loss for the Company, if a debtor does not meet its obligation. This risk arises mainly from the credit the Company grants its customers in the normal course of its activities.

Credit evaluations are performed continuously and the consolidated statements of financial position reflects a provision for doubtful debts. No qualitative assessment has been made, management has assessed the credit risk was not significant.

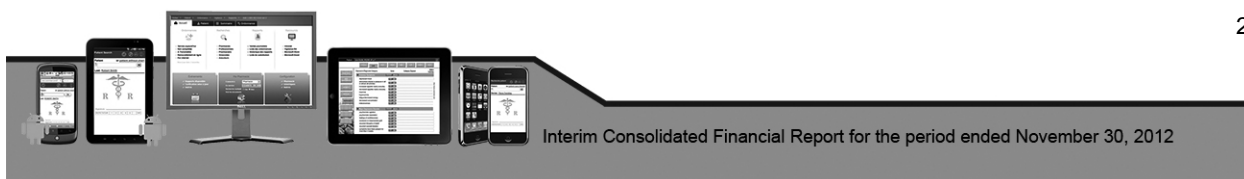
Interest rate risk management

The interest rate risk exists in times of fluctuating rates and when differences are expected in the cash flow matching of assets and liabilities.

The Company has no debt bearing interest at variable rates. In addition, it invests part of its liquidity in guaranteed interest rate financial instruments. These financial instruments represent a minimal risk for the Company.

Liquidity risk

Liquidity risk is the risk that the Company will encounter difficulty in meeting obligations associated with financial liabilities. The Company is exposed to this risk mainly regarding its creditors and its convertible debenture.



**NOTES TO INTERIM CONSOLIDATED FINANCIAL STATEMENTS (unaudited)
FOR THE THREE-MONTH AND SIX-MONTH PERIODS ENDED NOVEMBER 30, 2012 AND 2011**

18. RISKS AND UNCERTAINTIES (CONT.)

In order to meet additional capital requirements, the Company may consider collaborative arrangements and additional public or private financing to fund all or a part of particular product development programs. Private financing could include the incurrence of debt and the issuance of additional equity securities, which could result in dilution to shareholders. There can be no assurance that additional funding will be available. The Company manages this risk by establishing detailed cash forecasts, as well as long-term operating and strategic plans. According to these forecasts, most of its cash flows for operating activities will be generated by the ZRx Prescriber, PraxisLab and the e-Pic Communication Network.

b) Other risks

Market risk

The future performance of the Company is dependent on the continued popularity of its existing products and its ability to develop and introduce products that gain acceptance and satisfy consumer preferences in targeted markets. The popularity of any of its products may decline over time as consumer preferences change or as new competing products are introduced in targeted markets. The development of new systems and their distribution within the targeted market, require significant investments.

Key personnel risk

Recruiting and retaining qualified personnel is essential to the Company's success. The Company believe that it has been successful in recruiting excellent personnel to help it meet their objectives but, as its activities grow, it is possible that additional key personnel in departments like; administration, research and development, as well as marketing will be required. Although the Company believe that it will be successful in attracting qualified personnel, there can be no assurance to that effect.

19. CAPITAL DISCLOSURES

In regards to capital management, the Company's objective, from the beginning of its operations, is the continuity of its operations in order to carry on with the development and marketing of the ZRx Prescriber, PraxisLab and the e-Pic Communication Network, the protection of its assets, while maximizing the shareholders return on investment. The Company is not subject to any externally imposed capital requirements. The Company has several options regarding its capital needs. See Note 18 for more details.

The Company defines its capital as the sum of its shareholders equity and long-term debts. The shareholders equity (\$662,777 as at November 30, 2012 and \$581,787 as at May 31, 2012) includes: share capital, equity component of convertible debenture, warrants, contributed surplus and deficit. Long-term debts account for \$1,386,655 as at November 30, 2012 and \$1,329,028 as at May 31, 2012. The \$80,990 capital increase, for the six-month period ended November 30, 2012, results from the cost of stock options granted, less the deficit of the period.

20. RELATED PARTIES

a) Key management compensation

Key management is those persons having authority and responsibility for planning, managing and controlling the Company's activities, including the Directors and Executives. Key management participates to the stock option plan. Key management wage compensation, for the six-month period ended November 30, 2012 totaled \$226,923 (\$300,000 for the six-month period ended November 30, 2011). Furthermore, as at July 20, 2012, 1,250,000 stock options, at a price of \$0.10 for a period of 5 years, were awarded to key management and represent a stock-based compensation cost of \$35,000 (\$33,465 for the six-month period ended November 30, 2011).

**NOTES TO INTERIM CONSOLIDATED FINANCIAL STATEMENTS (unaudited)
FOR THE THREE-MONTH AND SIX-MONTH PERIODS ENDED NOVEMBER 30, 2012 AND 2011**

20. RELATED PARTIES (CONT.)

b) Related party transactions

No related party transactions occurred during the six-month period ended November 30, 2012. During the six-month period ended November 30, 2011 the Company paid professional fees totaling \$43,260 to one company owned by a shareholder and officer. Accounts payable include an amount of \$14,420 for the six-month period ended November 30, 2011.

Related party transactions terms and conditions

The balances, as at the end of the period, are not guaranteed and bear no interest, as it is a cash settlement. No guaranties were given or received regarding receivables or payables between the related parties. For the six-month period ended November 30, 2011, the Company did not record any depreciation as regards to outstanding related party receivables. An assessment is performed at each financial period, by examining the related party financial statements and the market in which the related party operates.

These transactions were made on equivalent terms to those prevailing in the case of transactions subject to normal market conditions.